


1. Name of Entity: PayNX Technologies Private Limited
2. Scrip Code/Name of Scrip/Class of Security: NA
3. Share Holding Pattern Filed under: 31b
4. Share Holding Pattern as on : Pre - Scheme of Arrangement – WITHOUT PAN
5. **Declaration:** The Listed entity is required to submit the following declaration to the extent of submission of information:-

**The Transferee Company PayNX Technologies Private Limited is not a Listed Entity**

S. No.	Particulars	Yes/No
1	Whether the Listed Entity has issued any partly paid up shares?	NA
2	Whether the Listed Entity has issued any Convertible Securities?	NA
3	Whether the Listed Entity has any shares against which depository receipts are issued?	NA
4	Whether the Listed Entity has any shares in locked-in?	NA
5	Whether any shares held by promoters are pledge or otherwise encumbered?	NA
6	Whether the Listed Entity has issued any differential Voting Rights?	NA
7	Whether the Listed Entity has issued any Warrants ?	NA
8	Whether the listed entity has any significant beneficial owner?	NA

Table I - Summary Statement holding of specified securities

Category (I)	Category of shareholder (II)	Nos. of share orders (III)	No. of fully paid up equity shares held (IV)	No. of Partly paid-up equity shares held (V)	No. of shares underlying Depositor Receipts (VI)	Total nos. shares held (VII) = (IV)+(V)+(VI)	Shareholding as a % of total no. (calculated per SCRR, 1957) (VIII)	Number of Voting Rights held in each class of securities (IX)			No. of Shares Underlying Outstanding convertible securities (including Warrants) (X)	Shareholding, as a % assuming full conversion of convertible securities (as a percentage of diluted share capital) (XI) = (VII)+(X)	Number of Locked in shares (XII)		Number of Shares pledged or encumbered otherwise (XIII)		Number of equity shares held in dematerialized form (XIV)	
						As a % of (A+B+C2)	Class eg: X	Class s	Total	Total as a % of (A+B+)	No. (a)	As a % of total Share	No. (a)	As a % of total Share				



									eg:y		C)		(A+B+C2)		es held (b)		s held (b)	
A	Promoter & Promoter Group	2	8000	0	0	8000	80.00	8000	0	800 0	80.00	0	80.00	0	0	0	0	0
B	Public	56	2000	0	0	2000	20.00	2000	0	200 0	20.00	0	20.00	0	0	0	0	0
C	Non Promoter- Non Public	0	0	0	0	0		0	0	0	0	0		0	0			0
C1	Shares underlying DRs	0	0	0	0	0		0	0	0	0	0		0	0			0
C2	Shares held by Employee Trusts	0	0	0	0	0	0	0	0	0	0	0	0	0	0			0
	<b>Total</b>	<b>58</b>	<b>10000</b>	<b>0</b>	<b>0</b>	<b>10000</b>	<b>100.00</b>	<b>10000</b>	<b>0</b>	<b>100 00</b>	<b>100.0 0</b>	<b>0</b>	<b>100.00</b>	<b>0</b>	<b>0</b>	<b>0</b>	<b>0</b>	<b>0</b>



Table II - Statement showing shareholding pattern of the Promoter and Promoter Group

Category & Name of the Shareholders	Entity type i.e. promoter OR promoter group entity (except promoter)	PAN (II)	No. of share holder (III)	No. of fully paid up equity shares held (IV)	Partly paid-up equity shares held (V)	Nos. of underlying Depository Receipts (VI)	Total shares held (VII = IV+V+VI)	Shareholding % calculated as per SCRR, 1957 (VIII)	Number of Voting Rights held in each class of securities (IX)			No. of Underlying Outstanding convertible securities (including Warrants) (X)	Shareholding, as a % assuming full conversion of convertible securities (as a percentage of diluted share capital) (XI) = (VII)+(X) as a % of A+B+C2	Number of Locked in shares (XII)		Number of Shares pledged or otherwise encumbered (XIII)		Number of Shares in demerit (XIV)	
									Class X	Class Y	Total			No. (a)	As a % of total Shares held (b)	No. (a)	As a % of total shares held (b)		
1	Indian		0	0	0	0	0	0	0	0	0	0	0	0	0	0	0	0	0
a	Individuals/Hindu undivided Family		2	8000	0	0	8000	80.00	8000	0	8000	80.00	0	80.00	0	0	0	0	0
	HIRENKUMAR RASIKLAL SHAH	PROMOTER	1	4000	0	0	4000	40.00	4000	0	4000	40.00	0	40.00	0	0	0	0	0
	ASHISH RASIKLAL SHAH	PROMOTER	1	4000	0	0	4000	40.00	4000	0	4000	40.00	0	40.00	0	0	0	0	0
b	Central Government/State Government(s)		0	0	0	0	0	0	0	0	0	0	0	0	0	0	0	0	0
c	Financial Institutions/Banks		0	0	0	0	0	0	0	0	0	0	0	0	0	0	0	0	0
d	Any Other (specify)		0	0	0	0	0	0	0	0	0	0	0	0	0	0	0	0	0




	Sub-Total (A)(1)		2	8000	0	0	8000	80.00	8000	0	800	80.00	0	80.00	0	0	0	0	0
2	Foreign		0	0	0	0	0	0	0	0	0	0	0	0	0	0	0	0	0
a	Individuals (Non-Resident Individuals/ Foreign Individuals)		0	0	0	0	0	0	0	0	0	0	0	0	0	0	0	0	0
b	Government		0	0	0	0	0	0	0	0	0	0	0	0	0	0	0	0	0
c	Institutions		0	0	0	0	0	0	0	0	0	0	0	0	0	0	0	0	0
d	Foreign Portfolio Investor		0	0	0	0	0	0	0	0	0	0	0	0	0	0	0	0	0
e	Any Other (specify)		0	0	0	0	0	0	0	0	0	0	0	0	0	0	0	0	0
	Sub-Total (A)(2)		0	0	0	0	0	0	0	0	0	0	0	0	0	0	0	0	0
	<b>Total Shareholding of Promoter and Promoter Group (A)= (A)(1)+(A)(2)</b>		<b>2</b>	<b>8000</b>	<b>0</b>	<b>0</b>	<b>8000</b>	<b>80.00</b>	<b>8000</b>	<b>0</b>	<b>800</b>	<b>80.00</b>	<b>0</b>	<b>80.00</b>	<b>0</b>	<b>0</b>	<b>0</b>	<b>0</b>	<b>0</b>

Table III - Statement showing shareholding pattern of the Public shareholder


Category & Name of the Shareholders (I)	PAN (II)	Nos. of share holder (III)	No. of fully paid up equity shares held (IV)	Partly paid-up equity shares held (V)	Nos. of shares underlying Depository Receipts (VI)	Total nos. shares held VII = IV+V+VI	Shareholding % calculated as per SCRR, 1957 As a % of (A+B+C2) VIII	Number of Voting Rights held in each class of securities (IX)			No. of Shares Underlying Outstanding convertible securities (including Warrants) (X)	Total shareholding, as a % assuming full conversion of convertible securities (as a percentage of diluted share capital) (XI)	Number of Locked in shares (XII)		Number of Shares pledged or otherwise encumbered (XIII)		Number of equity shares held in dematerialized form (XIV)
								No of Voting Rights		Total as a % of Total Voting rights			No. (a)	As a % of total Shares held (b)	No. (Not applicable) (a)	As a % of total shares held (Not applicable) (b)	
								Class X	Class Y								



1	Institutions	0	0	0	0	0	0	0	0	0	0	0	0	0	0	0	0
a	Mutual Funds/	0	0	0	0	0	0	0	0	0	0	0	0	0	0	0	0
b	Venture Capital Funds	0	0	0	0	0	0	0	0	0	0	0	0	0	0	0	0
c	Alternate Investment Funds	0	0	0	0	0	0	0	0	0	0	0	0	0	0	0	0
d	Foreign Venture Capital Investors	0	0	0	0	0	0	0	0	0	0	0	0	0	0	0	0
e	Foreign Portfolio Investors	0	0	0	0	0	0	0	0	0	0	0	0	0	0	0	0
f	Financial Institutions/ Banks	0	0	0	0	0	0	0	0	0	0	0	0	0	0	0	0
g	Insurance Companies	0	0	0	0	0	0	0	0	0	0	0	0	0	0	0	0
h	Provident Funds/ Pension Funds	0	0	0	0	0	0	0	0	0	0	0	0	0	0	0	0
i	Any Other (specify)	0	0	0	0	0	0	0	0	0	0	0	0	0	0	0	0
	Sub-Total (B)(1)	0	0	0	0	0	0	0	0	0	0	0	0	0	0	0	0
2	Central Government/ State Government(s) / President of India	0	0	0	0	0	0	0	0	0	0	0	0	0	0	0	0
	Sub-Total (B)(2)	0	0	0	0	0	0	0	0	0	0	0	0	0	0	0	0
3	Non-	0	0	0	0	0	0	0	0	0	0	0	0	0	0	0	0



	institutions																	
a	Individuals -	56	2000	0	0	2000	20.00	2000	0	200	20.00	0	0	0	0	0	0	0
i	Individual shareholders holding nominal share capital up to Rs. 2 lakhs.	56	2000	0	0	2000	20.00	2000	0	200	20.00	0	0	0	0	0	0	0
ii	Individual shareholders holding nominal share capital in excess of Rs. 2 lakhs.	0	0	0	0	0	0	0	0	0	0	0	0	0	0	0	0	0
b	NBFCs registered with RBI	0	0	0	0	0	0	0	0	0	0	0	0	0	0	0	0	0
c	Employee Trusts	0	0	0	0	0	0	0	0	0	0	0	0	0	0	0	0	0
d	Overseas Depositories (holding DRs) (balancing figure)	0	0	0	0	0	0	0	0	0	0	0	0	0	0	0	0	0
e	Any Other (specify)		0		0		0		0		0		0		0		0	
	Bodies Corporate		0		0		0		0		0		0		0		0	
	Clearing member		0		0		0		0		0		0		0		0	
	Non-Resident Indian (NRI)		0		0		0		0		0		0		0		0	
	Other		0		0		0		0		0		0		0		0	
	Sub-Total (B)(3)	56	2000	0	0	2000	20.00	2000	0	200	20.00	0	0	0	0	0	0	0



Total Public Shareholding (B)= (B)(1)+(B)(2)+(B)(3)	56	2000	0	0	2000	20.00	2000	0	200	20.00	0	0	0	0	0
---	----	------	---	---	------	-------	------	---	-----	-------	---	---	---	---	---



Table IV - Statement showing shareholding pattern of the Non Promoter- Non Public shareholder

Category & Name of the Shareholders (I)	PAN (II)	No. of share older (III)	No. of fully paid up equity shares held (IV)	Partly paid-up equity shares held (V)	Nos. of shares underlying Depository Receipts (VI)	Total no. shares held (VII = IV+V+VI)	Shareholding % calculate d as per SCRR, 1957 As a % of (A+B+C2) (VIII)	Number of Voting Rights held in each class of securities (IX)			No. of Shares Underlying Outstanding convertible securities (including Warrants) (X)	Total shareholding, as a % assuming full conversion of convertible securities (as a percentage of diluted share capital) (XI)	Number of Locked in shares (XII)		Number of Shares pledged or otherwise encumbered (XIII)		Number of equity shares held in dematerialized form (XIV) (Not Applicable)	
								No of Voting Rights					Total as a % of Total Voting rights	No.	As a % of total Shares held	No. (Not applicable)		As a % of total shares held (Not applicable)
								Class X	Class Y	Total								
1	Custodian/DR Holder	0	0	0	0	0	0	0	0	0	0	0	0	0	0	0		
2	Employee Benefit Trust (under SEBI (Share based Employee Benefit) Regulations, 2014)	0	0	0	0	0	0	0	0	0	0	0	0	0	0	0		
	Total Non-Promoter-Non Public Shareholding (C)= (C)(1)+(C)(2)	0	0	0	0	0	0	0	0	0	0	0	0	0	0	0		

Table V - Statement showing shareholding pattern of the Significant Beneficiary Owner (SBO)

Name	PAN	Passport No. in case of a foreign national	Nationality	Details of holding/ exercise of right of the SBO in the reporting company, whether direct or indirect*					Date of creation / acquisition of significant beneficial interest
				Shares	Voting rights	Rights on distributable dividend or any other distribution	Exercise of control	Exercise of significant influence	
NOT APPLICABLE									






Table II- Unclaim Details

Details of Shares which remain unclaimed may be given here along with details such as number of shareholders, outstanding shares held in demat/unclaimed suspense account, voting rights which are frozen etc.	
No. of shareholders	No of share held
	NOT APPLICABLE

Table III- Unclaim Details

Details of Shares which remain unclaimed may be given here along with details such as number of shareholders, outstanding shares held in demat/unclaimed suspense account, voting rights which are frozen etc.	
No. of shareholders	No of share held
	NOT APPLICABLE

Table III- Person in Concert

Details of the shareholders acting as persons in Concert including their Shareholding			
Name of shareholder	Name of PAC	No. of share	Holding %

Certified True Copy  
For PayNX Technologies Private Limited

*M.m.k*  
Hirenkumar Shah  
Director  
DIN: 00092739




1. Name of Entity: Qualispace Web Services Private Limited
2. Scrip Code/Name of Scrip/Class of Security: NA
3. Share Holding Pattern Filed under: 31b
4. Share Holding Pattern as on : Pre - Scheme of Arrangement – WITHOUT PAN
5. **Declaration:** The Listed entity is required to submit the following declaration to the extent of submission of information:-

***The Transferee Company Qualispace Web Services Private Limited is not a Listed Entity***

S. No.	Particulars	Yes/No
1	Whether the Listed Entity has issued any partly paid up shares?	NA
2	Whether the Listed Entity has issued any Convertible Securities?	NA
3	Whether the Listed Entity has any shares against which depository receipts are issued?	NA
4	Whether the Listed Entity has any shares in locked-in?	NA
5	Whether any shares held by promoters are pledge or otherwise encumbered?	NA
6	Whether the Listed Entity has issued any differential Voting Rights?	NA
7	Whether the Listed Entity has issued any Warrants ?	NA
8	Whether the listed entity has any significant beneficial owner?	NA

Table I - Summary Statement holding of specified securities

Category (I)	Category of shareholder (II)	Nos. of shareholders (III)	No. of fully paid up equity shares held (IV)	No. of Partly paid-up equity shares held (V)	No. of shares underlying Depositor Receipts (VI)	Total nos. shares held (VII) = (IV)+(V)+(VI)	Shareholding as a % of total no. (calculated per SCRR, 1957) (VIII)	Number of Voting Rights held in each class of securities (IX)			No. of Shares Underlying Outstanding convertible securities (including Warrants) (X)	Shareholding, as a % assuming full conversion of convertible securities (as a percentage of diluted share capital) (XI) = (VII)+(X)	Number of Locked in shares (XII)		Number of Shares pledged or otherwise encumbered (XIII)		Number of equity shares held in dematerialized form (XIV)	
			As a % of (A+B+C2)	No of Voting Rights			Total as a % of (A+B+)	Class eg: X	Class	Total	No. (a)	As a % of total Share	No. (a)	As a % of total Share				




									eg.y		C)		(A+B+C2)		es held (b)		s held (b)	
A	Promoter & Promoter Group	2	10000	0	0	10000	100.00	10000	0	100 00	100.0 0	0	100.00	0	0	0	0	0
B	Public	0	0	0	0	0	0	0	0	0	0	0	0	0	0	0	0	0
C	Non Promoter- Non Public	0	0	0	0	0	0	0	0	0	0	0	0	0	0	0	0	0
C1	Shares underlying DRs	0	0	0	0	0	0	0	0	0	0	0	0	0	0	0	0	0
C2	Shares held by Employee Trusts	0	0	0	0	0	0	0	0	0	0	0	0	0	0	0	0	0
	<b>Total</b>	<b>2</b>	<b>10000</b>	<b>0</b>	<b>0</b>	<b>10000</b>	<b>100.00</b>	<b>10000</b>	<b>0</b>	<b>100 00</b>	<b>100.0 0</b>	<b>0</b>	<b>100.00</b>	<b>0</b>	<b>0</b>	<b>0</b>	<b>0</b>	<b>0</b>



Table II - Statement showing shareholding pattern of the Promoter and Promoter Group


Category & Name of the Shareholders	Entity type i.e. promoter OR promoter group entity (except promoter)	PAN (II)	No. of older shares (III)	No. of fully paid-up equity shares held (IV)	Partly paid-up equity shares (V)	Nos. of shares underlying Depository Receipts (VI)	Total shares held (VII = IV+V+VI)	Shareholding % calculated as per SCRR, 1957 (VIII)	Number of Voting Rights held in each class of securities (IX)			No. of Shares Outstanding convertible securities (including Warrants) (X)	Shareholding, as a % assuming full conversion of convertible securities (as a percentage of diluted share capital) (XI) = (VII)+(X) as a % of A+B+C2	Number of Locked in shares (XII)		Number of Shares pledged or otherwise encumbered (XIII)		Number of equity shares in dematerialized form (XIV)	
									Class X	Class Y	Total			No. (a)	As a % of total Shares held (b)	No. (a)	As a % of total shares held (b)		
1	Indian		0	0	0	0	0	0	0	0	0	0	0	0	0	0	0	0	0
a	Individuals/Hindu undivided Family		2	10000	0	0	10000	100.00	10000	0	10000	100.00	0	100.00	0	0	0	0	0
	DIMPLE HIRENKUMAR SHAH	PROMOTER	1	5000	0	0	5000	50.00	5000	0	5000	50.00	0	50.00	0	0	0	0	0
	GUNJA ASHISH SHAH	PROMOTER	1	5000	0	0	5000	50.00	5000	0	5000	50.00	0	50.00	0	0	0	0	0
b	Central Government/State Government(s)		0	0	0	0	0	0	0	0	0	0	0	0	0	0	0	0	0
c	Financial Institutions/Banks		0	0	0	0	0	0	0	0	0	0	0	0	0	0	0	0	0
d	Any Other (specify)		0	0	0	0	0	0	0	0	0	0	0	0	0	0	0	0	0
	<b>Sub-Total</b>		<b>2</b>	<b>10000</b>	<b>0</b>	<b>0</b>	<b>10000</b>	<b>100.00</b>	<b>10000</b>	<b>0</b>	<b>10000</b>	<b>100.00</b>	<b>0</b>	<b>100.00</b>	<b>0</b>	<b>0</b>	<b>0</b>	<b>0</b>	<b>0</b>




	(A)(1)											00								
2	Foreign		0	0	0	0	0	0	0	0	0	0	0	0	0	0	0	0	0	0
a	Individuals (Non-Resident Individuals/ Foreign Individuals)		0	0	0	0	0	0	0	0	0	0	0	0	0	0	0	0	0	0
b	Government		0	0	0	0	0	0	0	0	0	0	0	0	0	0	0	0	0	0
c	Institutions		0	0	0	0	0	0	0	0	0	0	0	0	0	0	0	0	0	0
d	Foreign Portfolio Investor		0	0	0	0	0	0	0	0	0	0	0	0	0	0	0	0	0	0
e	Any Other (specify)		0	0	0	0	0	0	0	0	0	0	0	0	0	0	0	0	0	0
	Sub-Total (A)(2)		0	0	0	0	0	0	0	0	0	0	0	0	0	0	0	0	0	0
	<b>Total Shareholding of Promoter and Promoter Group (A)= (A)(1)+(A)(2)</b>		<b>2</b>	<b>10000</b>	<b>0</b>	<b>10000</b>	<b>100.00</b>	<b>10000</b>	<b>100</b>	<b>100.00</b>	<b>0</b>	<b>100.00</b>	<b>0</b>	<b>100.00</b>	<b>0</b>	<b>0</b>	<b>0</b>	<b>0</b>	<b>0</b>	<b>0</b>

Table III - Statement showing shareholding pattern of the Public shareholder


Category & Name of the Shareholders (I)	PAN (II)	Nos. of shareholder (III)	No. of fully paid up equity shares held (IV)	Partly paid-up equity shares held (V)	Nos. of shares underlying Depository Receipts (VI)	Total nos. shares held VII = IV+V+VI	Shareholding % calculated as per SCRR, 1957 As a % of (A+B+C2) VIII	Number of Voting Rights held in each class of securities (IX)			No. of Shares Underlying Outstanding convertible securities (including Warrants) (X)	Total shareholding, as a % assuming full conversion of convertible securities (as a percentage of diluted share capital) (XI)	Number of Locked in shares (XII)		Number of Shares pledged or otherwise encumbered (XIII)		Number of equity shares held in dematerialized form (XIV)	
								No of Voting Rights					Total as a % of Total Voting rights	No. (a)	As a % of total Shares held (b)	No. (Not applicable) (a)		As a % of total shares held (Not applicable) (b)
								Class X	Class Y	Total								
1 Institutions	CIN: U93000MH2017PTC294200	0	0	0	0	0	0	0	0	0	0	0	0	0	0	0	0	



a	Mutual Funds/	0	0	0	0	0	0	0	0	0	0	0	0	0	0	0	0	0
b	Venture Capital Funds	0	0	0	0	0	0	0	0	0	0	0	0	0	0	0	0	0
c	Alternate Investment Funds	0	0	0	0	0	0	0	0	0	0	0	0	0	0	0	0	0
d	Foreign Venture Capital Investors	0	0	0	0	0	0	0	0	0	0	0	0	0	0	0	0	0
e	Foreign Portfolio Investors	0	0	0	0	0	0	0	0	0	0	0	0	0	0	0	0	0
f	Financial Institutions/ Banks	0	0	0	0	0	0	0	0	0	0	0	0	0	0	0	0	0
g	Insurance Companies	0	0	0	0	0	0	0	0	0	0	0	0	0	0	0	0	0
h	Provident Funds/ Pension Funds	0	0	0	0	0	0	0	0	0	0	0	0	0	0	0	0	0
i	Any Other (specify)	0	0	0	0	0	0	0	0	0	0	0	0	0	0	0	0	0
	Sub-Total (B)(1)	0	0	0	0	0	0	0	0	0	0	0	0	0	0	0	0	0
2	Central Government/ State Government(s) / President of India	0	0	0	0	0	0	0	0	0	0	0	0	0	0	0	0	0
	Sub-Total (B)(2)	0	0	0	0	0	0	0	0	0	0	0	0	0	0	0	0	0
3	Non-institutions	0	0	0	0	0	0	0	0	0	0	0	0	0	0	0	0	0



a	Individuals -	0	0	0	0	0	0	0	0	0	0	0	0	0	0	0	0
i	Individual shareholders holding nominal share capital up to Rs. 2 lakhs.	0	0	0	0	0	0	0	0	0	0	0	0	0	0	0	0
ii	Individual shareholders holding nominal share capital in excess of Rs. 2 lakhs.	0	0	0	0	0	0	0	0	0	0	0	0	0	0	0	0
b	NBFCs registered with RBI	0	0	0	0	0	0	0	0	0	0	0	0	0	0	0	0
c	Employee Trusts	0	0	0	0	0	0	0	0	0	0	0	0	0	0	0	0
d	Overseas Depositories (holding DRs) (balancing figure)	0	0	0	0	0	0	0	0	0	0	0	0	0	0	0	0
e	Any Other (specify)	0	0	0	0	0	0	0	0	0	0	0	0	0	0	0	0
	Bodies Corporate	0	0	0	0	0	0	0	0	0	0	0	0	0	0	0	0
	Clearing member	0	0	0	0	0	0	0	0	0	0	0	0	0	0	0	0
	Non-Resident Indian (NRI)	0	0	0	0	0	0	0	0	0	0	0	0	0	0	0	0
	Other	0	0	0	0	0	0	0	0	0	0	0	0	0	0	0	0
	Sub-Total (B)(3)	0	0	0	0	0	0	0	0	0	0	0	0	0	0	0	0
	<b>Total Public Shareholding</b>	<b>0</b>	<b>0</b>	<b>0</b>	<b>0</b>	<b>0</b>	<b>0</b>	<b>0</b>	<b>0</b>	<b>0</b>	<b>0</b>	<b>0</b>	<b>0</b>	<b>0</b>	<b>0</b>	<b>0</b>	<b>0</b>



(B)= (B)(1)+(B)(2) +(B)(3)																			
----------------------------------	--	--	--	--	--	--	--	--	--	--	--	--	--	--	--	--	--	--	--





Table IV - Statement showing shareholding pattern of the Non Promoter- Non Public shareholder

Category & Name of the Shareholders (I)	PAN (II)	No. of share older (III)	No. of fully paid up equity shares held (IV)	Partly paid-up equity shares held (V)	Nos. of shares underlying Depository Receipts (VI)	Total no. shares held (VII = IV+V+VI)	Shareholding % calculate d as per SCRR, 1957 As a % of (A+B+C2) (VIII)	Number of Voting Rights held in each class of securities (IX)			No. of Shares Underlying Outstanding convertible securities (including Warrants) (X)	Total shareholding, as a % assuming full conversion of convertible securities (as a percentage of diluted share capital) (XI)	Number of Locked in shares (XII)		Number of Shares pledged or otherwise encumbered (XIII)		Number of equity shares held in dematerialized form (XIV) (Not Applicable)	
								No of Voting Rights					Total as a % of Total Voting rights	No.	As a % of total Shares held	No. (Not applicable)		As a % of total shares held (Not applicable)
								Class X	Class Y	Total								
1	Custodian/DR Holder	0	0	0	0	0		0	0	0	0	0	0			0		
2	Employee Benefit Trust (under SEBI (Share based Employee Benefit) Regulations, 2014)	0	0	0	0	0		0	0	0	0	0	0			0		
	Total Non-Promoter-Non Public Shareholding (C)= (C)(1)+(C)(2)	0	0	0	0	0		0	0	0	0	0	0			0		

Table V - Statement showing shareholding pattern of the Significant Beneficiary Owner (SBO)

Name	PAN	Passport No. in case of a foreign national	Nationality	Details of holding/ exercise of right of the SBO in the reporting company, whether direct or indirect*					Date of creation / acquisition of significant beneficial interest
				Shares	Voting rights	Rights on distributable dividend or any other distribution	Exercise of control	Exercise of significant influence	
NOT APPLICABLE									



Table II- Unclaim Details

Details of Shares which remain unclaimed may be given here along with details such as number of shareholders, outstanding shares held in demat/unclaimed suspense account, voting rights which are frozen etc.	
No. of shareholders	No of share held
	NOT APPLICABLE


Table III- Unclaim Details

Details of Shares which remain unclaimed may be given here along with details such as number of shareholders, outstanding shares held in demat/unclaimed suspense account, voting rights which are frozen etc.	
No. of shareholders	No of share held
	NOT APPLICABLE

Table III- Person in Concert

Details of the shareholders acting as persons in Concert including their Shareholding			
Name of shareholder	Name of PAC	No. of share	Holding %
NOT APPLICABLE			

Certified True Copy  
For Qualispace Web Services Private Limited



Dimple Shah  
Director  
DIN: 07788365



1. Name of Listed Entity: Vertoz Advertising Limited
2. Scrip Code/Name of Scrip/Class of Security: VERTOZ
3. Share Holding Pattern Filed under: 31b
4. Share Holding Pattern as on : 31-Mar-2022 (Pre-Merger Shareholding Pattern - Without PAN)
5. **Declaration:** The Listed entity is required to submit the following declaration to the extent of submission of information:-

S. No.	Particulars	Yes/No	
1	Whether the Listed Entity has issued any partly paid up shares?	No	
2	Whether the Listed Entity has issued any Convertible Securities?	No	
3	Whether the Listed Entity has any shares against which depository receipts are issued?	No	
4	Whether the Listed Entity has any shares in locked-in?	No	
5	Whether any shares held by promoters are pledge or otherwise encumbered?	No	
6	Whether the Listed Entity has issued any differential Voting Rights?	No	
7	Whether the Listed Entity has issued any Warrants ?	No	
8	Whether the listed entity has any significant beneficial owner?	No	

Table I - Summary Statement holding of specified securities

Category (I)	Category of shareholder (II)	Nos. of share holders (III)	No. of fully paid up equity shares held (IV)	No. of Partly paid-up equity shares held (V)	No. of shares underlying Depository Receipts (VI)	Total nos. shares held (VII) = (IV)+(V)+(VI)	Shareholding as a % of total no. of shares (calculated as per SCRR, 1957) (VIII)	Number of Voting Rights held in each class of securities (IX)			No. of Shares Underlying Outstanding convertible securities (including Warrants) (X)	Shareholding, as a % assuming full conversion of convertible securities ( as a percentage of diluted share capital) (XI) = (VII)+(X)	Number of Locked in Shares (XII)		Number of Shares pledged or otherwise encumbered (XIII)		Number of equity shares held in dematerialized form (XIV)	
			As a % of (A+B+C2)	No of Voting Rights			Total as a % of (A+B+C)	No. (a)	As a % of total Shares held (b)	No. (a)	As a % of total Shares held (b)							
Class eg: X	Class eg: y	Total	No. (a)	As a % of total Shares held (b)														



A	Promoter & Promoter Group	7	6742148	0	0	6742148	56.33	6742148	0	6742148	56.33	0	56.33	0	0	0	0	6742148
B	Public	18376	5227852	0	0	5227852	43.67	5227852	0	5227852	43.67	0	43.67	0	0			5227850
C	Non Promoter-Non Public	0	0	0	0	0		0	0	0	0	0		0	0			0
C1	Shares underlying DRs	0	0	0	0	0		0	0	0	0	0		0	0			0
C2	Shares held by Employee Trusts	0	0	0	0	0	0	0	0	0	0	0	0	0	0			0
	<b>Total</b>	<b>18383</b>	<b>1197000</b>	<b>0</b>	<b>0</b>	<b>1197000</b>	<b>100</b>	<b>1197000</b>	<b>0</b>	<b>1197000</b>	<b>100</b>	<b>0</b>	<b>100</b>	<b>0</b>	<b>0</b>	<b>0</b>	<b>0</b>	<b>1196998</b>



Table II - Statement showing shareholding pattern of the Promoter and Promoter Group

Category & Name of the Shareholders	Entity type i.e. promoter OR promoter group entity (except promoter)	PAN (II)	No. of share holder (III)	No. of fully paid up equity shares held (IV)	No. of partly paid-up equity shares (V)	Nos. of shares underlying Depository Receipts (VI)	Total nos. shares held (VII = IV+V+VI)	Shareholding % calculated as per SCRR, 1957 (VIII)	Number of Voting Rights held in each class of securities (IX)			No. of Shares Underlying Outstanding convertible securities (including Warrants) (X)	Shareholding, as a % assuming full conversion of convertible securities (XI) = (VII)+(X) as a % of A+B+C2	Number of Locked in shares (XII)		Number of Shares pledged or otherwise encumbered (XIII)		Number of equity shares in dematerialized form (XIV)	
									Class X	Class Y	Total			No. (a)	As a % of total Shares held (b)	No. (a)	As a % of total shares held (b)		
1	Indian		0	0	0	0	0	0	0	0	0	0	0	0	0	0	0	0	0
a	Individuals/Hindu undivided Family		7	6742148	0	0	6742148	56.33	6742148	0	6742148	56.33	0	56.33	0	0	0	0	6742148
	HIRENKUMAR RASIKLAL SHAH	PROMOTER	1	3071824	0	0	3071824	25.66	3071824	0	3071824	25.66	0	25.66	0	0	0	0	3071824
	ASHISH RASIKLAL SHAH	PROMOTER	1	3071824	0	0	3071824	25.66	3071824	0	3071824	25.66	0	25.66	0	0	0	0	3071824
	RANJANBEN RASIKLAL SHAH	PROMOTER GROUP	1	1197000	0	0	1197000	1	1197000	0	1197000	1	0	1	0	0	0	0	1197000
	RASIKLAL HATHICHAND SHAH	PROMOTER GROUP	1	1197000	0	0	1197000	1	1197000	0	1197000	1	0	1	0	0	0	0	1197000



	ARCHANA ROHIT SHAH	PROMOTER GROUP	1	119700	0	0	119700	1	119700	119700	1	0	1	0	0	0	0	119700
	SHITAL CHINTAN SHAH	PROMOTER GROUP	1	119700	0	0	119700	1	119700	119700	1	0	1	0	0	0	0	119700
	ARPANA VIPUL VEJANI	PROMOTER GROUP	1	119700	0	0	119700	1	119700	119700	1	0	1	0	0	0	0	119700
b	Central Government/ State Government(s)		0	0	0	0	0	0	0	0	0	0	0	0	0	0	0	0
c	Financial Institutions/ Banks		0	0	0	0	0	0	0	0	0	0	0	0	0	0	0	0
d	Any Other (specify)		0	0	0	0	0	0	0	0	0	0	0	0	0	0	0	0
	Sub-Total (A)(1)		7	6742148	0	0	6742148	56.33	6742148	6742148	56.33	0	56.33	0	0	0	0	6742148
2	Foreign		0	0	0	0	0	0	0	0	0	0	0	0	0	0	0	0
a	Individuals (Non-Resident Individuals/ Foreign Individuals)		0	0	0	0	0	0	0	0	0	0	0	0	0	0	0	0
b	Government		0	0	0	0	0	0	0	0	0	0	0	0	0	0	0	0
c	Institutions		0	0	0	0	0	0	0	0	0	0	0	0	0	0	0	0




d	Foreign Portfolio Investor		0	0	0	0	0	0	0	0	0	0	0	0	0	0	0	0	0	0
e	Any Other (specify)		0	0	0	0	0	0	0	0	0	0	0	0	0	0	0	0	0	0
	Sub-Total (A)(2)		0	0	0	0	0	0	0	0	0	0	0	0	0	0	0	0	0	0
	<b>Total Shareholding of Promoter and Promoter Group (A)= (A)(1)+(A)(2)</b>		<b>7</b>	<b>67421048</b>	<b>0</b>	<b>0</b>	<b>6742148</b>	<b>56.33</b>	<b>67421048</b>	<b>6742148</b>	<b>56.33</b>	<b>0</b>	<b>56.33</b>	<b>0</b>	<b>0</b>	<b>0</b>	<b>0</b>	<b>0</b>	<b>0</b>	<b>6742148</b>

Table III - Statement showing shareholding pattern of the Public shareholder

	Category & Name of the Shareholders (I)	PAN (II)	Nos. of share holder (III)	No. of fully paid up equity shares held (IV)	Partly paid-up equity shares held (V)	Nos. of shares underlying Depository Receipts (VI)	Total nos. shares held VII = IV+V+VI	Shareholding % calculated as per SCRR, 1957 As a % of (A+B+C2) VIII	Number of Voting Rights held in each class of securities (IX)			No. of Shares Underlying Outstanding convertible securities (including Warrants) (X)	Total shareholding, as a % assuming full conversion of convertible securities (as a percentage of diluted share capital) (XI)	Number of Locked in shares (XII)		Number of Shares pledged or otherwise encumbered (XIII)		Number of equity shares held in dematerialized form (XIV)	
									No of Voting Rights					Total as a % of Total Voting rights	No. (a)	As a % of total Shares held (b)	No. (Not applicable) (a)		As a % of total shares held (Not applicable) (b)
									Class X	Class Y	Total								
1	Institutions		0	0	0	0	0	0	0	0	0	0	0	0	0			0	
a	Mutual Funds/		0	0	0	0	0	0	0	0	0	0	0	0	0			0	
b	Venture Capital Funds		0	0	0	0	0	0	0	0	0	0	0	0	0			0	
c	Alternate Investment Funds		0	0	0	0	0	0	0	0	0	0	0	0	0			0	
d	Foreign Venture Capital		0	0	0	0	0	0	0	0	0	0	0	0	0			0	



	Investors																	
e	Foreign Portfolio Investors	0	0	0	0	0	0	0	0	0	0	0	0	0	0	0		0
f	Financial Institutions/ Banks	0	0	0	0	0	0	0	0	0	0	0	0	0	0	0		0
g	Insurance Companies	0	0	0	0	0	0	0	0	0	0	0	0	0	0	0		0
h	Provident Funds/ Pension Funds	0	0	0	0	0	0	0	0	0	0	0	0	0	0	0		0
i	Any Other (specify)	0	0	0	0	0	0	0	0	0	0	0	0	0	0	0		0
	Sub-Total (B)(1)	0	0	0	0	0	0	0	0	0	0	0	0	0	0	0		0
2	Central Government/ State Government(s) / President of India	0	0	0	0	0	0	0	0	0	0	0	0	0	0	0		0
	Sub-Total (B)(2)	0	0	0	0	0	0	0	0	0	0	0	0	0	0	0		0
3	Non-institutions	0	0	0	0	0	0	0	0	0	0	0	0	0	0	0		0
a	Individuals -	18095	46353	0	0	46353	38.72	46353	0	463	38.72	0	38.72	0	0		4635390	
			92			2		92		539								
										2								
i	Individual shareholders holding nominal share capital up to Rs. 2 lakhs.	18088	43239	0	0	43239	36.12	43239	0	432	36.12	0	36.12	0	0		4323947	
			49			9		49		394								
										9								
ii	Individual	7	31144	0	0	31144	2.6	31144	0	311	2.6	0	2.6	0	0		311443	





	shareholders holding nominal share capital in excess of Rs. 2 lakhs.		3					3		443								
b	NBFCs registered with RBI	0	0	0	0	0	0	0	0	0	0	0	0	0	0	0	0	0
c	Employee Trusts	0	0	0	0	0	0	0	0	0	0	0	0	0	0	0	0	0
d	Overseas Depositories (holding DRs) (balancing figure)	0	0	0	0	0	0	0	0	0	0	0	0	0	0	0	0	0
e	Any Other (specify)	281	592460	0	592460	4.95	592460	592460	4.95	0	4.95	0	0	592460				
	Bodies Corporate	32	343180	0	343180	2.87	343180	343180	2.87	0	2.87	0	0	343180				
	Clearing member	36	480110	0	480110	0.4	480110	480110	0.4	0	0.4	0	0	480110				
	Non-Resident Indian (NRI)	146	162540	0	162540	1.36	162540	162540	1.36	0	1.36	0	0	162540				
	Other	67	387280	0	387280	0.32	387280	387280	0.32	0	0.32	0	0	387280				
	Sub-Total (B)(3)	18376	522780	0	522780	43.67	522780	522780	43.67	0	43.67	0	0	522780				
	<b>Total Public Shareholding (B)= (B)(1)+(B)(2) +(B)(3)</b>	<b>18376</b>	<b>522780</b>	<b>0</b>	<b>522780</b>	<b>43.67</b>	<b>522780</b>	<b>522780</b>	<b>43.67</b>	<b>0</b>	<b>43.67</b>	<b>0</b>	<b>0</b>	<b>522780</b>				



Table IV - Statement showing shareholding pattern of the Non Promoter- Non Public shareholder

Category & Name of the Shareholders (I)	PAN (II)	No. of share holder (III)	No. of fully paid up equity shares held (IV)	Partly paid-up equity shares held (V)	Nos. of shares underlying Depository Receipts (VI)	Total no. shares held (VII = IV+V+VI)	Shareholding % calculate d as per SCRR, 1957 As a % of (A+B+C2) (VIII)	Number of Voting Rights held in each class of securities (IX)			No. of Underlying Outstanding convertible securities (including Warrants) (X)	Total shareholding, as a % assuming full conversion of convertible securities (as a percentage of diluted share capital) (XI)	Number of Locked in shares (XII)		Number of Shares pledged or otherwise encumbered (XIII)		Number of equity shares held in dematerialized form (XIV) (Not Applicable)
								Class X	Class Y	Total			No.	As a % of total Shares held	No. (Not applicable)	As a % of total shares held (Not applicable)	
1 Custodian/DR Holder		0	0	0	0	0		0	0	0	0		0	0			0
2 Employee Benefit Trust (under SEBI (Share based Employee Benefit) Regulations, 2014)		0	0	0	0	0		0	0	0	0		0	0			0
Total Non-Promoter-Non Public Shareholding (C)= (C)(1)+(C)(2)		0	0	0	0	0		0	0	0	0		0	0			0

Table V - Statement showing shareholding pattern of the Significant Beneficiary Owner (SBO)

Name	PAN	Passport No. in case of a foreign national	Nationality	Details of holding/ exercise of right of the SBO in the reporting company, whether direct or indirect*				Date of creation / acquisition of significant beneficial interest
				Shares	Voting rights	Rights on distributable dividend of any other distribution	Exercise of control	
NOT APPLICABLE								




Table II- Unclaim Details

Details of Shares which remain unclaimed may be given here along with details such as number of shareholders, outstanding shares held in demat/unclaimed suspense account, voting rights which are frozen etc.	
No. of shareholders	No of share held
NOT APPLICABLE	

Table III- Unclaim Details

Details of Shares which remain unclaimed may be given here along with details such as number of shareholders, outstanding shares held in demat/unclaimed suspense account, voting rights which are frozen etc.	
No. of shareholders	No of share held
NOT APPLICABLE	

Table III- Person in Concert

Details of the shareholders acting as persons in Concert including their Shareholding			
Name of shareholder	Name of PAC	No. of share	Holding %
NOT APPLICABLE			

Certified True Copy  
For Vertoz Advertising Limited

*ZillShah*

Zill Shah  
Company Secretary & Compliance Officer  
M. No.: A51707




1. Name of Entity: PayNX Technologies Private Limited
2. Scrip Code/Name of Scrip/Class of Security: NA
3. Share Holding Pattern Filed under: 31b
4. Share Holding Pattern as on : Post - Scheme of Arrangement – WITHOUT PAN
5. **Declaration:** The Listed entity is required to submit the following declaration to the extent of submission of information:-

he Post Shareholding of the PayNX Technologies Private Limited (PTPL) will be NIL as the Company is getting merged with Vertoz Advertising Limited (VAL).

S. No.	Particulars	Yes/No
1	Whether the Listed Entity has issued any partly paid up shares?	NA
2	Whether the Listed Entity has issued any Convertible Securities?	NA
3	Whether the Listed Entity has any shares against which depository receipts are issued?	NA
4	Whether the Listed Entity has any shares in locked-in?	NA
5	Whether any shares held by promoters are pledge or otherwise encumbered?	NA
6	Whether the Listed Entity has issued any differential Voting Rights?	NA
7	Whether the Listed Entity has issued any Warrants ?	NA
8	Whether the listed entity has any significant beneficial owner?	NA

Table I - Summary Statement holding of specified securities

Category (I)	Category of shareholder (II)	Nos. of shareholders (III)	No. of fully paid up equity shares held (IV)	No. of Partly paid-up equity shares held (V)	No. of shares under Depositor Receipts (VI)	Total nos. shares held (VII) = (IV)+(V)+(VI)	Shareholding as a % of total no. (calculated per SCRR, 1957) (VIII)	Number of Voting Rights held in each class of securities (IX)			No. of Shares Underlying Outstanding convertible securities (including Warrants) (X)	Shareholding, as a % assuming full conversion of convertible securities (as a percentage of diluted share capital) (XI) = (VII)+(X)	Number of Locked in shares (XII)		Number of Shares pledged or otherwise encumbered (XIII)		Number of equity shares held in dematerialized form (XIV)
								Class eg: X	Class	Total			No. (a)	As a % of total Share	No. (a)	As a % of total Share	
							As a % of (A+B+C2)										




									eg:y		C)		(A+B+C2)		es held (b)		s held (b)	
A	Promoter & Promoter Group	0	0	0	0	0	0	0	0	0	0	0	0	0	0	0	0	0
B	Public	0	0	0	0	0	0	0	0	0	0	0	0	0	0	0	0	0
C	Non Promoter-Non Public	0	0	0	0	0		0	0	0	0	0		0	0			0
C1	Shares underlying DRs	0	0	0	0	0		0	0	0	0	0		0	0			0
C2	Shares held by Employee Trusts	0	0	0	0	0	0	0	0	0	0	0	0	0	0			0
	<b>Total</b>	<b>0</b>	<b>0</b>	<b>0</b>	<b>0</b>	<b>0</b>	<b>0</b>	<b>0</b>	<b>0</b>	<b>0</b>	<b>0</b>	<b>0</b>	<b>0</b>	<b>0</b>	<b>0</b>	<b>0</b>	<b>0</b>	<b>0</b>



Table II - Statement showing shareholding pattern of the Promoter and Promoter Group

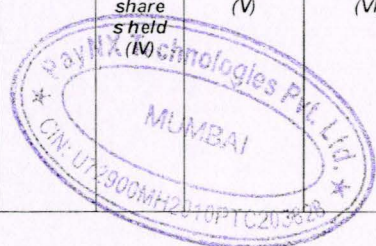
Category & Name of the Shareholders (I)	Entity type i.e. promoter OR promoter group entity (except promoter)	PAN (II)	No. of share holder (III)	No. of fully paid up equity shares held (IV)	Partly paid-up equity held (V)	Nos. of shares underlying Depository Receipts (VI)	Total nos. shares held (VII = IV+V+VI)	Shareholding % calculated as per SCRR, 1957 (VIII)	Number of Voting Rights held in each class of securities (IX)			No. of Shares Outstanding convertible securities (including Warrants) (X)	Shareholding, as a % assuming full conversion of convertible securities (XI) = (VII)+(X) as a % of A+B+C2	Number of Locked in shares (XII)		Number of Shares pledged or otherwise encumbered (XIII)		Number of Shares held in dematerialized form (XIV)	
									Class X	Class Y	Total			No. (a)	As a % of total Shares held (b)	No. (a)	As a % of total shares held (b)		
1	Indian		0	0	0	0	0	0	0	0	0	0	0	0	0	0	0	0	0
a	Individuals/Hindu undivided Family		0	0	0	0	0	0	0	0	0	0	0	0	0	0	0	0	0
	HIRENKUMAR RASIKLAL SHAH		0	0	0	0	0	0	0	0	0	0	0	0	0	0	0	0	0
	ASHISH RASIKLAL SHAH		0	0	0	0	0	0	0	0	0	0	0	0	0	0	0	0	0
b	Central Government/State Government(s)		0	0	0	0	0	0	0	0	0	0	0	0	0	0	0	0	0
c	Financial Institutions/Banks		0	0	0	0	0	0	0	0	0	0	0	0	0	0	0	0	0
d	Any Other (specify)		0	0	0	0	0	0	0	0	0	0	0	0	0	0	0	0	0




	Sub-Total (A)(1)		0	0	0	0	0	0	0	0	0	0	0	0	0	0	0	0	0	0
2	Foreign		0	0	0	0	0	0	0	0	0	0	0	0	0	0	0	0	0	0
a	Individuals (Non-Resident Individuals/ Foreign Individuals)		0	0	0	0	0	0	0	0	0	0	0	0	0	0	0	0	0	0
b	Government		0	0	0	0	0	0	0	0	0	0	0	0	0	0	0	0	0	0
c	Institutions		0	0	0	0	0	0	0	0	0	0	0	0	0	0	0	0	0	0
d	Foreign Portfolio Investor		0	0	0	0	0	0	0	0	0	0	0	0	0	0	0	0	0	0
e	Any Other (specify)		0	0	0	0	0	0	0	0	0	0	0	0	0	0	0	0	0	0
	Sub-Total (A)(2)		0	0	0	0	0	0	0	0	0	0	0	0	0	0	0	0	0	0
	<b>Total Shareholding of Promoter and Promoter Group (A)= (A)(1)+(A)(2)</b>		<b>0</b>	<b>0</b>	<b>0</b>	<b>0</b>	<b>0</b>	<b>0</b>	<b>0</b>	<b>0</b>	<b>0</b>	<b>0</b>	<b>0</b>	<b>0</b>	<b>0</b>	<b>0</b>	<b>0</b>	<b>0</b>	<b>0</b>	<b>0</b>

Table III - Statement showing shareholding pattern of the Public shareholder

Category & Name of the Shareholders (I)	PAN (II)	Nos. of shareholder (III)	No. of fully paid up equity shares held (IV)	Partly paid-up equity shares held (V)	Nos. of shares underlying Depository Receipts (VI)	Total nos. shares held VII = IV+V+VI	Shareholding % calculated as per SCRR, 1957 As a % of (A+B+C2) VIII	Number of Voting Rights held in each class of securities (IX)			No. of Shares Underlying Outstanding convertible securities (including Warrants) (X)	Total shareholding, as a % assuming full conversion of convertible securities (as a percentage of diluted share capital) (XI)	Number of Locked in shares (XII)		Number of Shares pledged or otherwise encumbered (XIII)		Number of equity shares held in dematerialized form (XIV)			
								No of Voting Rights					Total as a % of Total Voting rights	No. (a)	As a % of total Shares held (b)	No. (Not applicable) (a)		As a % of total shares held (Not applicable) (b)		
								Class X	Class Y	Total										




1	Institutions	0	0	0	0	0	0	0	0	0	0	0	0	0	0	0	0	0
a	Mutual Funds/	0	0	0	0	0	0	0	0	0	0	0	0	0	0	0	0	0
b	Venture Capital Funds	0	0	0	0	0	0	0	0	0	0	0	0	0	0	0	0	0
c	Alternate Investment Funds	0	0	0	0	0	0	0	0	0	0	0	0	0	0	0	0	0
d	Foreign Venture Capital Investors	0	0	0	0	0	0	0	0	0	0	0	0	0	0	0	0	0
e	Foreign Portfolio Investors	0	0	0	0	0	0	0	0	0	0	0	0	0	0	0	0	0
f	Financial Institutions/ Banks	0	0	0	0	0	0	0	0	0	0	0	0	0	0	0	0	0
g	Insurance Companies	0	0	0	0	0	0	0	0	0	0	0	0	0	0	0	0	0
h	Provident Funds/ Pension Funds	0	0	0	0	0	0	0	0	0	0	0	0	0	0	0	0	0
i	Any Other (specify)	0	0	0	0	0	0	0	0	0	0	0	0	0	0	0	0	0
	Sub-Total (B)(1)	0	0	0	0	0	0	0	0	0	0	0	0	0	0	0	0	0
2	Central Government/ State Government(s) / President of India	0	0	0	0	0	0	0	0	0	0	0	0	0	0	0	0	0
	Sub-Total (B)(2)	0	0	0	0	0	0	0	0	0	0	0	0	0	0	0	0	0
3	Non-	0	0	0	0	0	0	0	0	0	0	0	0	0	0	0	0	0





	institutions																	
a	Individuals -	0	0	0	0	0	0	0	0	0	0	0	0	0	0	0	0	0
i	Individual shareholders holding nominal share capital up to Rs. 2 lakhs.	0	0	0	0	0	0	0	0	0	0	0	0	0	0	0	0	0
ii	Individual shareholders holding nominal share capital in excess of Rs. 2 lakhs.	0	0		0		0		0		0		0		0		0	
b	NBFCs registered with RBI	0	0	0	0	0	0	0	0	0	0	0	0	0	0	0		0
c	Employee Trusts	0	0	0	0	0	0	0	0	0	0	0	0	0	0	0		0
d	Overseas Depositories (holding DRs) (balancing figure)	0	0	0	0	0	0	0	0	0	0	0	0	0	0	0		0
e	Any Other (specify)		0		0		0		0		0		0		0		0	
	Bodies Corporate		0		0		0		0		0		0		0		0	
	Clearing member		0		0		0		0		0		0		0		0	
	Non-Resident Indian (NRI)		0		0		0		0		0		0		0		0	
	Other		0		0		0		0		0		0		0		0	
	Sub-Total (B)(3)		0		0		0		0		0		0		0		0	
	<b>Total Public</b>		<b>0</b>		<b>0</b>		<b>0</b>		<b>0</b>		<b>0</b>		<b>0</b>		<b>0</b>		<b>0</b>	



Shareholding (B)= (B)(1)+(B)(2) +(B)(3)																			
--	--	--	--	--	--	--	--	--	--	--	--	--	--	--	--	--	--	--	--



Table IV - Statement showing shareholding pattern of the Non Promoter- Non Public shareholder

Category & Name of the Shareholders (I)	PAN (II)	No. of share older (III)	No. of fully paid up equity shares held (IV)	Partly paid-up equity shares held (V)	Nos. of shares underlying Depository Receipts (VI)	Total no. shares held (VII = IV+V+VI)	Shareholding % calculate d as per SCRR, 1957 As a % of (A+B+C2) (VIII)	Number of Voting Rights held in each class of securities (IX)			No. of Shares Underlying Outstanding convertible securities (including Warrants) (X)	Total shareholding, as a % assuming full conversion of convertible securities (as a percentage of diluted share capital) (XI)	Number of Locked in shares (XII)		Number of Shares pledged or otherwise encumbered (XIII)		Number of equity shares held in dematerialized form (XIV) (Not Applicable)	
								No of Voting Rights					Total as a % of Total Voting rights	No.	As a % of total Shares held	No. (Not applicable)		As a % of total shares held (Not applicable)
								Class X	Class Y	Total								
1	Custodian/DR Holder	0	0	0	0	0		0	0	0	0	0	0			0		
2	Employee Benefit Trust (under SEBI (Share based Employee Benefit) Regulations, 2014)	0	0	0	0	0	0	0	0	0	0	0	0			0		
	Total Non-Promoter-Non Public Shareholding (C)= (C)(1)+(C)(2)	0	0	0	0	0		0	0	0	0	0	0			0		

Table V - Statement showing shareholding pattern of the Significant Beneficiary Owner (SBO)

Name	PAN	Passport No. in case of a foreign national	Nationality	Details of holding/ exercise of right of the SBO in the reporting company, whether direct or indirect*					Date of creation / acquisition of significant beneficial interest
				Shares	Voting rights	Rights on distributable dividend or any other distribution	Exercise of control	Exercise of significant influence	
NOT APPLICABLE									




Table II- Unclaim Details

Details of Shares which remain unclaimed may be given here along with details such as number of shareholders, outstanding shares held in demat/unclaimed suspense account, voting rights which are frozen etc.	
No. of shareholders	No of share held
	NOT APPLICABLE

Table III- Unclaim Details

Details of Shares which remain unclaimed may be given here along with details such as number of shareholders, outstanding shares held in demat/unclaimed suspense account, voting rights which are frozen etc.	
No. of shareholders	No of share held
	NOT APPLICABLE

Table III- Person in Concert

Details of the shareholders acting as persons in Concert including their Shareholding			
Name of shareholder	Name of PAC	No. of share	Holding %

Certified True Copy  
For PayNX Technologies Private Limited

*M.m.k*  
Hirenkumar Shah  
Director  
DIN: 00092739




1. Name of Entity: Qualispace Web Services Private Limited
2. Scrip Code/Name of Scrip/Class of Security: NA
3. Share Holding Pattern Filed under: 31b
4. Share Holding Pattern as on : Post - Scheme of Arrangement – WITHOUT PAN
5. **Declaration:** The Entity is required to submit the following declaration to the extent of submission of information:-

The Post Shareholding of the QualiSpace Web Services Private Limited (QWSPL) will be NIL as the Company is getting merged with Bertoz Advertising Limited (VAL).

S. No.	Particulars	Yes/No
1	Whether the Listed Entity has issued any partly paid up shares?	NA
2	Whether the Listed Entity has issued any Convertible Securities?	NA
3	Whether the Listed Entity has any shares against which depository receipts are issued?	NA
4	Whether the Listed Entity has any shares in locked-in?	NA
5	Whether any shares held by promoters are pledge or otherwise encumbered?	NA
6	Whether the Listed Entity has issued any differential Voting Rights?	NA
7	Whether the Listed Entity has issued any Warrants ?	NA
8	Whether the listed entity has any significant beneficial owner?	NA

Table I - Summary Statement holding of specified securities

Category (I)	Category of shareholder (II)	Nos. of shareholders (III)	No. of fully paid up equity shares held (IV)	No. of Partly paid-up equity shares held (V)	No. of shares underlying Depositor Receipts (VI)	Total nos. shares held (VII) = (IV)+(V)+(VI)	Shareholding as a % of total no. (calculated per SCRR, 1957) (VIII)	Number of Voting Rights held in each class of securities (IX)			No. of Shares Underlying Outstanding convertible securities (including Warrants) (X)	Shareholding, as a % assuming full conversion of convertible securities ( as a percentage of diluted share capital) (XI) = (VII)+(X)	Number of Locked in shares (XII)		Number of Shares pledged or otherwise encumbered (XIII)		Number of equity shares held in dematerialized form (XIV)
								Class eg: X	Class s	Total			No. (a)	As a % of total Shar	No. (a)	As a % of total Share	
							As a % of (A+B+C2)										



									eg:y		C)		(A+B+C2)		es held (b)		s held (b)	
A	Promoter & Promoter Group	0	0	0	0	0	0	0	0	0	0	0	0	0	0	0	0	0
B	Public	0	0	0	0	0	0	0	0	0	0	0	0	0	0	0	0	0
C	Non Promoter-Non Public	0	0	0	0	0		0	0	0	0	0		0	0			0
C1	Shares underlying DRs	0	0	0	0	0		0	0	0	0	0		0	0			0
C2	Shares held by Employee Trusts	0	0	0	0	0	0	0	0	0	0	0	0	0	0			0
	<b>Total</b>	<b>0</b>	<b>0</b>	<b>0</b>	<b>0</b>	<b>0</b>	<b>0</b>	<b>0</b>	<b>0</b>	<b>0</b>	<b>0</b>	<b>0</b>	<b>0</b>	<b>0</b>	<b>0</b>	<b>0</b>	<b>0</b>	<b>0</b>



Table II - Statement showing shareholding pattern of the Promoter and Promoter Group


Category & Name of the Shareholders (I)	Entity type i.e. promoter OR promoter group entity (except promoter)	PAN (II)	No. of older shares (III)	No. of fully paid up equity shares held (IV)	Partly paid-up equity shares held (V)	Nos. of shares underlying Depository Receipts (VI)	Total nos. shares held (VII = IV+V+VI)	Shareholding % calculate d as per SCRR, 1957 (VIII)	Number of Voting Rights held in each class of securities (IX)			No. of Shares Outstanding convertible securities (including Warrants) (X)	Shareholding, as a % assuming full conversion of convertible securities (XI) = (VII)+(X) as a % of A+B+C2	Number of Locked in shares (XII)		Number of Shares pledged or otherwise encumbered (XIII)		Number of Shares held in demerit (XIV)	
									No of Voting Rights					Total as a % of Total Voting rights	No. (a)	As a % of total Shares held (b)	No. (a)		As a % of total shares held (b)
As a % of (A+B+C2) (VIII)			Class X	Class Y	Total														
1	Indian		0	0	0	0	0	0	0	0	0	0	0	0	0	0	0	0	0
a	Individuals/Hindu undivided Family		0	0	0	0	0	0	0	0	0	0	0	0	0	0	0	0	0
b	Central Government/ State Government(s)		0	0	0	0	0	0	0	0	0	0	0	0	0	0	0	0	0
c	Financial Institutions/ Banks		0	0	0	0	0	0	0	0	0	0	0	0	0	0	0	0	0
d	Any Other (specify)		0	0	0	0	0	0	0	0	0	0	0	0	0	0	0	0	0
	Sub-Total (A)(1)		0	0	0	0	0	0	0	0	0	0	0	0	0	0	0	0	0
2	Foreign		0	0	0	0	0	0	0	0	0	0	0	0	0	0	0	0	0
a	Individuals (Non-Resident Individuals/		0	0	0	0	0	0	0	0	0	0	0	0	0	0	0	0	0



	Foreign Individuals)																				
b	Government		0	0	0	0	0	0	0	0	0	0	0	0	0	0	0	0	0	0	0
c	Institutions		0	0	0	0	0	0	0	0	0	0	0	0	0	0	0	0	0	0	0
d	Foreign Portfolio Investor		0	0	0	0	0	0	0	0	0	0	0	0	0	0	0	0	0	0	0
e	Any Other (specify)		0	0	0	0	0	0	0	0	0	0	0	0	0	0	0	0	0	0	0
	Sub-Total (A)(2)		0	0	0	0	0	0	0	0	0	0	0	0	0	0	0	0	0	0	0
	Total Shareholding of Promoter and Promoter Group (A)= (A)(1)+(A)(2)		0	0	0	0	0	0	0	0	0	0	0	0	0	0	0	0	0	0	0


Table III - Statement showing shareholding pattern of the Public shareholder

	Category & Name of the Shareholders (I)	PAN (II)	Nos. of shareholder (III)	No. of fully paid up equity shares held (IV)	Partly paid-up equity shares held (V)	Nos. of shares underlying Depository Receipts (VI)	Total nos. shares held VII = IV+V+VI	Shareholding % calculated as per SCRR, 1957 As a % of (A+B+C2) VIII	Number of Voting Rights held in each class of securities (IX)			No. of Shares Underlying Outstanding convertible securities (including Warrants) (X)	Total shareholding, as a % assuming full conversion of convertible securities (as a percentage of diluted share capital) (XI)	Number of Locked in shares (XII)		Number of Shares pledged or otherwise encumbered (XIII)		Number of equity shares held in dematerialized form (XIV)	
									No of Voting Rights					Total as a % of Total Voting rights	No. (a)	As a % of total Shares held (b)	No. (Not applicable) (a)		As a % of total shares held (Not applicable) (b)
									Class X	Class Y	Total								
1	Institutions		0	0	0	0	0	0	0	0	0	0	0	0			0		
a	Mutual Funds/		0	0	0	0	0	0	0	0	0	0	0	0			0		
b	Venture Capital Funds		0	0	0	0	0	0	0	0	0	0	0	0			0		
c	Alternate Investment Funds		0	0	0	0	0	0	0	0	0	0	0	0			0		





d	Foreign Venture Capital Investors	0	0	0	0	0	0	0	0	0	0	0	0	0	0	0	0	0
e	Foreign Portfolio Investors	0	0	0	0	0	0	0	0	0	0	0	0	0	0	0	0	0
f	Financial Institutions/ Banks	0	0	0	0	0	0	0	0	0	0	0	0	0	0	0	0	0
g	Insurance Companies	0	0	0	0	0	0	0	0	0	0	0	0	0	0	0	0	0
h	Provident Funds/ Pension Funds	0	0	0	0	0	0	0	0	0	0	0	0	0	0	0	0	0
i	Any Other (specify)	0	0	0	0	0	0	0	0	0	0	0	0	0	0	0	0	0
	Sub-Total (B)(1)	0	0	0	0	0	0	0	0	0	0	0	0	0	0	0	0	0
2	Central Government/ State Government(s ) / President of India	0	0	0	0	0	0	0	0	0	0	0	0	0	0	0	0	0
	Sub-Total (B)(2)	0	0	0	0	0	0	0	0	0	0	0	0	0	0	0	0	0
3	Non- institutions	0	0	0	0	0	0	0	0	0	0	0	0	0	0	0	0	0
a	Individuals -	0	0	0	0	0	0	0	0	0	0	0	0	0	0	0	0	0
i	Individual shareholders holding nominal share capital up to Rs. 2 lakhs.	0	0	0	0	0	0	0	0	0	0	0	0	0	0	0	0	0



ii	Individual shareholders holding nominal share capital in excess of Rs. 2 lakhs.			0		0		0		0		0		0		0		0
b	NBFCs registered with RBI		0	0	0	0	0	0	0	0	0	0	0	0	0	0		0
c	Employee Trusts		0	0	0	0	0	0	0	0	0	0	0	0	0		0	
d	Overseas Depositories (holding DRs) (balancing figure)		0	0	0	0	0	0	0	0	0	0	0	0	0		0	
e	Any Other (specify)		0		0		0		0		0		0		0		0	
	Bodies Corporate		0		0		0		0		0		0		0		0	
	Clearing member		0		0		0		0		0		0		0		0	
	Non-Resident Indian (NRI)		0		0		0		0		0		0		0		0	
	Other		0		0		0		0		0		0		0		0	
	Sub-Total (B)(3)		0		0		0		0		0		0		0		0	
	Total Public Shareholding (B)= (B)(1)+(B)(2)+(B)(3)		0		0		0		0		0		0		0		0	



Table IV - Statement showing shareholding pattern of the Non Promoter- Non Public shareholder

Category & Name of the Shareholders (i)	PAN (ii)	No. of share holder (iii)	No. of Fully paid up equity share held (iv)	Partly paid-up equity shares held (v)	Nos. of shares underlying Depository Receipts (vi)	Total no. shares held (VII) = (iv)+(v)+(vi)	Shareholding % calculate as per SCRR, 1957 As a % of (A+B+C2) (VIII)	Number of Voting Rights held in each class of securities (ix)			Total as a % of Total Voting rights	No. of Shares Underlying Outstanding convertible securities (including Warrants) (x)	Total Shareholding, as a % assuming full conversion of securities (xi)	Number of Locked in shares (xii)	Number of Shares pledged or otherwise encumbered (xiii)	Number of equity shares held in dematerialized form (xiv)
								Class X	Class Y	Total						
1 Custodian/DR Holder		0	0	0	0	0	0	0	0	0	0	0	0	0	0	
2 Employee Benefit Trust (under SEBI (Share based Employee Benefit) Regulations, 2014)		0	0	0	0	0	0	0	0	0	0	0	0	0	0	
Total Non-Promoter- Non Public Shareholding (C)= (C)(1)+(C)(2)		0	0	0	0	0	0	0	0	0	0	0	0	0	0	

Table V - Statement showing shareholding pattern of the Significant Beneficiary Owner (SBO)

Name	PAN	Passport No. in case of a foreign national	Nationality	Details of holding/ exercise of right of the SBO in the reporting company, whether direct or indirect*		Rights on distributable dividend or any other distribution	Exercise of control	Exercise of significant influence	Date of creation / acquisition of significant beneficial interest
				Shares	Voting rights				
<b>NOT APPLICABLE</b>									




Table II- Unclaim Details

Details of Shares which remain unclaimed may be given here along with details such as number of shareholders, outstanding shares held in demat/unclaimed suspense account, voting rights which are frozen etc.	
No. of shareholders	No of share held
NOT APPLICABLE	

Table III- Unclaim Details

Details of Shares which remain unclaimed may be given here along with details such as number of shareholders, outstanding shares held in demat/unclaimed suspense account, voting rights which are frozen etc.	
No. of shareholders	No of share held
NOT APPLICABLE	

Table III- Person in Concert

Details of the shareholders acting as persons in Concert including their Shareholding			
Name of shareholder	Name of PAC	No. of share	Holding %
NOT APPLICABLE			

Certified True Copy  
For Qualispace Web Services Private Limited

  
Dimple Shah  
Director  
DIN: 07788365



1. Name of Listed Entity: Vertoz Advertising Limited
2. Scrip Code/Name of Scrip/Class of Security: VERTOZ
3. Share Holding Pattern Filed under: 31b
4. Share Holding Pattern as on : POST MERGER SHAREHOLDING PATTERN WITHOUT PAN
5. **Declaration:** The Listed entity is required to submit the following declaration to the extent of submission of information:-

S. No.	Particulars	Yes/No
1	Whether the Listed Entity has issued any partly paid up shares?	No
2	Whether the Listed Entity has issued any Convertible Securities?	No
3	Whether the Listed Entity has any shares against which depository receipts are issued?	No
4	Whether the Listed Entity has any shares in locked-in?	No
5	Whether any shares held by promoters are pledge or otherwise encumbered?	No
6	Whether the Listed Entity has issued any differential Voting Rights?	No
7	Whether the Listed Entity has issued any Warrants?	No
8	Whether the listed entity has any significant beneficial owner?	No

Table I - Summary Statement holding of specified securities

Category (I)	Category of shareholder (II)	Nos. of shareholders (III)	No. of fully paid up equity shares held (IV)	No. of Partly paid-up equity shares held (V)	No. of shares underlying Depository Receipts (VI)	Total nos. shares held (VII) = (IV)+(V)+(VI)	Shareholding as a % of total no. of shares (calculated as per SCRR, 1957) (VIII)	Number of Voting Rights held in each class of securities (IX)			No. of Shares Underlying Outstanding convertible securities (including Warrants) (X)	Shareholding, as a % assuming full conversion of convertible securities ( as a percentage of diluted share capital) (XI) = (VII)+(X)	Number of Locked in shares (XII)		Number of Shares pledged or otherwise encumbered (XIII)		Number of equity shares held in dematerialized form (XIV)
								As a % of (A+B+C2)	Class eg: X	Class eg: y			Total	Total as a % of (A+B+C)	No. (a)	As a % of total Shares held (b)	




A	Promoter & Promoter Group	9	26994148	0	0	26994148	74.92	26994148	0	26994148	74.92	0	74.92	0	0	0	0	26994148
B	Public	18432*	9035852	0	0	9035852	25.08	9035852	0	9035852	25.08	0	25.08	0	0			9035852
C	Non Promoter-Non Public	0	0	0	0	0		0	0	0	0	0		0	0			0
C1	Shares underlying DRs	0	0	0	0	0		0	0	0	0	0		0	0			0
C2	Shares held by Employee Trusts	0	0	0	0	0	0	0	0	0	0	0	0	0	0			0
	Total	18441	36030000	0	0	36030000	100	36030000	0	36030000	100	0	100	0	0	0	0	36030000

\* For determining the Shareholding Post Merger, base date taken is 31<sup>st</sup> March 2022 and the number Public Shareholders are calculated by adding the number of Public Shareholders from Transferor Companies to the existing Public Shareholders of VERTOZ as on 31<sup>st</sup> March 2022.



Table II - Statement showing shareholding pattern of the Promoter and Promoter Group

Category & Name of the Shareholders (I)	Entity type i.e. promoter OR promoter group entity (except promoter)	PAN (II)	No. of share holder (III)	No. of fully paid up equity shares held (IV)	Partly paid-up equity shares held (V)	Nos. of shares underlying Depository Receipts (VI)	Total nos. shares held (VII = IV+V+VI)	Shareholding % calculate d as per SCRR, 1957 (VIII)	Number of Voting Rights held in each class of securities (IX)			No. of Shares Outstanding convertible securities (including Warrants) (X)	Shareholding, as a % assuming full conversion of convertible securities (XI) = (VII)+(X) as a % of A+B+C2	Number of Locked in shares (XII)		Number of Shares pledged or otherwise encumbered (XIII)		Number of Shares held in demat (XIV)
									Class X	Class Y	Total			No. (a)	As a % of total Shares held (b)	No. (a)	As a % of total shares held (b)	
Individuals/Hindu undivided Family			9	269940148	0	0	26994148	74.92	269940148	26994148	74.92	0	74.92	0	0	0	0	26994148
HIRENKUMAR RASIKLAL SHAH	PROMOTER		1	106870824	0	0	10687824	29.66	106870824	10687824	29.66	0	29.66	0	0	0	0	10687824
ASHISH RASIKLAL SHAH	PROMOTER		1	106870824	0	0	10687824	29.66	106870824	10687824	29.66	0	29.66	0	0	0	0	10687824
RANJANBEN RASIKLAL SHAH	PROMOTER GROUP		1	119700	0	0	119700	0.33	119700	119700	0.33	0	0.33	0	0	0	0	119700
RASIKLAL HATHICHAND SHAH	PROMOTER GROUP		1	119700	0	0	119700	0.33	119700	119700	0.33	0	0.33	0	0	0	0	119700



	ARCHANA ROHIT SHAH	PROMOTER GROUP	1	119700	0	0	119700	0.33	119700	119700	0.33	0	0.33	0	0	0	0	119700
	SHITAL CHINTAN SHAH	PROMOTER GROUP	1	119700	0	0	119700	0.33	119700	119700	0.33	0	0.33	0	0	0	0	119700
	ARPANA VIPUL VEJANI	PROMOTER GROUP	1	119700	0	0	119700	0.33	119700	119700	0.33	0	0.33	0	0	0	0	119700
	DIMPLE HIRENKUMAR SHAH	PROMOTER GROUP	1	251000	0	0	251000	6.97	251000	251000	6.97	0	6.97	0	0	0	0	251000
	GUNJA ASHISH SHAH	PROMOTER GROUP	1	251000	0	0	251000	6.97	251000	251000	6.97	0	6.97	0	0	0	0	251000
b	Central Government / State Government (s)		0	0	0	0	0	0	0	0	0	0	0	0	0	0	0	0
c	Financial Institutions/ Banks		0	0	0	0	0	0	0	0	0	0	0	0	0	0	0	0
d	Any Other (specify)		0	0	0	0	0	0	0	0	0	0	0	0	0	0	0	0
	Sub-Total (A)(1)			269940	148	0	269940	74.92	269940	269940	74.92	0	74.92	0	0	0	0	269940
2	Foreign		0	0	0	0	0	0	0	0	0	0	0	0	0	0	0	0
a	Individuals (Non-		0	0	0	0	0	0	0	0	0	0	0	0	0	0	0	0






	Resident Individuals/ Foreign Individuals)																			
b	Government		0	0	0	0	0	0	0	0	0	0	0	0	0	0	0	0	0	0
c	Institutions		0	0	0	0	0	0	0	0	0	0	0	0	0	0	0	0	0	0
d	Foreign Portfolio Investor		0	0	0	0	0	0	0	0	0	0	0	0	0	0	0	0	0	0
e	Any Other (specify)		0	0	0	0	0	0	0	0	0	0	0	0	0	0	0	0	0	0
	Sub-Total (A)(2)		0	0	0	0	0	0	0	0	0	0	0	0	0	0	0	0	0	0
	<b>Total Shareholding of Promoter and Promoter Group (A)= (A)(1)+(A)(2)</b>		<b>9</b>	<b>269940148</b>	<b>0</b>	<b>26994148</b>	<b>74.92</b>	<b>269940148</b>	<b>26994148</b>	<b>74.92</b>	<b>0</b>	<b>74.92</b>	<b>0</b>	<b>0</b>	<b>0</b>	<b>0</b>	<b>0</b>	<b>0</b>	<b>0</b>	<b>26994148</b>

Table III - Statement showing shareholding pattern of the Public shareholder


Category & Name of the Shareholders (I)	PAN (II)	Nos. of shareholder (III)	No. of fully paid up equity shares held (IV)	Partly paid-up equity shares held (V)	Nos. of shares underlying Depository Receipts (VI)	Total nos. shares held VII = IV+V+VI	Shareholding % calculated as per SCRR, 1957 As a % of (A+B+C2) VIII	Number of Voting Rights held in each class of securities (IX)			No. of Shares Underlying Outstanding convertible securities (including Warrants) (X)	Total shareholding, as a % assuming full conversion of convertible securities (as a percentage of diluted share capital) (XI)	Number of Locked in shares (XII)		Number of Shares pledged or otherwise encumbered (XIII)		Number of equity shares held in dematerialized form (XIV)			
								No of Voting Rights					Total as a % of Total Voting rights	No. (a)	As a % of total Shares held (b)	No. (Not applicable) (a)		As a % of total shares held (Not applicable) (b)		
								Class X	Class Y	Total										
1																				
a																				



b	Venture Capital Funds	0	0	0	0	0	0	0	0	0	0	0	0	0	0	0	0	0
c	Alternate Investment Funds	0	0	0	0	0	0	0	0	0	0	0	0	0	0	0	0	0
d	Foreign Venture Capital Investors	0	0	0	0	0	0	0	0	0	0	0	0	0	0	0	0	0
e	Foreign Portfolio Investors	0	0	0	0	0	0	0	0	0	0	0	0	0	0	0	0	0
f	Financial Institutions/ Banks	0	0	0	0	0	0	0	0	0	0	0	0	0	0	0	0	0
g	Insurance Companies	0	0	0	0	0	0	0	0	0	0	0	0	0	0	0	0	0
h	Provident Funds/ Pension Funds	0	0	0	0	0	0	0	0	0	0	0	0	0	0	0	0	0
i	Any Other (specify)	0	0	0	0	0	0	0	0	0	0	0	0	0	0	0	0	0
	Sub-Total (B)(1)	0	0	0	0	0	0	0	0	0	0	0	0	0	0	0	0	0
2	Central Government/ State Government(s) / President of India	0	0	0	0	0	0	0	0	0	0	0	0	0	0	0	0	0
	Sub-Total (B)(2)	0	0	0	0	0	0	0	0	0	0	0	0	0	0	0	0	0
3	Non-institutions	0	0	0	0	0	0	0	0	0	0	0	0	0	0	0	0	0
a	Individuals -	18151	84433	0	0	844339	23.43	844330	92	844	23.43	0	23.43	0	0			8443392
			92			2		92		339								



										2									
i	Individual shareholders holding nominal share capital up to Rs. 2 lakhs.	18144	8131949	0	0	8131949	22.57	8131949	8131949	36.12	0	22.57	0	0					8131949
ii	Individual shareholders holding nominal share capital in excess of Rs. 2 lakhs.	7	311443	0	0	311443	0.86	311443	311443	0.86	0	0.86	0	0					311443
b	NBFCs registered with RBI	0	0	0	0	0	0	0	0	0	0	0	0	0					0
c	Employee Trusts	0	0	0	0	0	0	0	0	0	0	0	0	0					0
d	Overseas Depositories (holding DRs) (balancing figure)	0	0	0	0	0	0	0	0	0	0	0	0	0					0
e	Any Other (specify)	281	592460	0	0	592460	1.64	592460	592460	1.64	0	1.64	0	0					592460
	Bodies Corporate	32	343180	0	0	343180	0.95	343180	343180	0.95	0	0.95	0	0					343180
	Clearing member	36	480110	0	0	480110	0.13	480110	480110	0.13	0	0.13	0	0					48011
	Non-Resident Indian (NRI)	146	162541	0	0	162541	0.45	162541	162541	0.45	0	0.45	0	0					162541
	Other	67	387280	0	0	387280	0.11	387280	387280	0.32	0	0.11	0	0					38728
	Sub-Total (B)(3)	18432	9035852	0	0	9035852	25.08	9035852	9035852	25.08	0	25.08	0	0					9035852



Total Public Shareholding (B)= (B)(1)+(B)(2)+(B)(3)	18432	90358	0	0	903585	25.08	903580	903585	25.08	0	25.08	0	0	9035852
---	-------	-------	---	---	--------	-------	--------	--------	-------	---	-------	---	---	---------



Table IV - Statement showing shareholding pattern of the Non Promoter- Non Public shareholder

Category & Name of the Shareholders (I)	PAN (II)	No. of share holder (III)	No. of fully paid up equity shares held (IV)	Partly paid-up equity shares held (V)	Nos. of shares underlying Depository Receipts (VI)	Total no. shares held (VII = IV+V+VI)	Shareholding % calculate d as per SCRR, 1957 As a % of (A+B+C2) (VIII)	Number of Voting Rights held in each class of securities (IX)			No. of Underlying Outstanding convertible securities (including Warrants) (X)	Total shareholding, as a % assuming full conversion of convertible securities (as a percentage of diluted share capital) (XI)	Number of Locked in shares (XII)		Number of Shares pledged or otherwise encumbered (XIII)		Number of equity shares held in dematerialized form (XIV) (Not Applicable)
								Class X	Class Y	Total			No.	As a % of total Shares held	No. (Not applicable)	As a % of total shares held (Not applicable)	
1 Custodian/DR Holder		0	0	0	0	0		0	0	0	0		0	0			0
2 Employee Benefit Trust (under SEBI (Share based Employee Benefit) Regulations, 2014)		0	0	0	0	0		0	0	0	0		0	0			0
Total Non-Promoter-Non Public Shareholding (C)= (C)(1)+(C)(2)		0	0	0	0	0		0	0	0	0		0	0			0

Table V - Statement showing shareholding pattern of the Significant Beneficiary Owner (SBO)

Name	PAN	Passport No. in case of a foreign national	Nationality	Details of holding/ exercise of right of the SBO in the reporting company, whether direct or indirect*				Date of creation / acquisition of significant beneficial interest
				Shares	Voting rights	Rights on distributable dividend of any other distribution	Exercise of control	
NOT APPLICABLE								




Table II- Unclaim Details

Details of Shares which remain unclaimed may be given here along with details such as number of shareholders, outstanding shares held in demat/unclaimed suspense account, voting rights which are frozen etc.	
No. of shareholders	No of share held
NOT APPLICABLE	

Table III- Unclaim Details

Details of Shares which remain unclaimed may be given here along with details such as number of shareholders, outstanding shares held in demat/unclaimed suspense account, voting rights which are frozen etc.	
No. of shareholders	No of share held
NOT APPLICABLE	

Table III- Person in Concert

Details of the shareholders acting as persons in Concert including their Shareholding			
Name of shareholder	Name of PAC	No. of share	Holding %
NOT APPLICABLE			

Certified True Copy  
For Vertoz Advertising Limited

*ZillShah*

Zill Shah  
Company Secretary & Compliance Officer  
M. No.: A51707

