

1. Name of Listed Entity:Vertoz Advertising Limited
2. Scrip Code/Name of Scrip/Class of Security: VERTOZ
3. Share Holding Pattern Filed under: 31b
4. Share Holding Pattern as on : 31-Mar-2022
5. **Declaration:** The Listed entity is required to submit the following declaration to the extent of submission of information:-

S. No.	Particulars	Yes/No	
1	Whether the Listed Entity has issued any partly paid up shares?	No	
2	Whether the Listed Entity has issued any Convertible Securities?	No	
3	Whether the Listed Entity has any shares against which depository receipts are issued?	No	
4	Whether the Listed Entity has any shares in locked-in?	No	
5	Whether any shares held by promoters are pledge or otherwise encumbered?	No	
6	Whether the Listed Entity has issued any differential Voting Rights?	No	
7	Whether the Listed Entity has issued any Warrants ?	No	
8	Whether the listed entity has any significant beneficial owner?	No	

Table I - Summary Statement holding of specified securities

Category (I)	Category of shareholder (II)	Nos. of shareholders (III)	No. of fully paid up equity shares held (IV)	No. of Partly paid-up equity shares held (V)	No. of shares underlying Depository Receipts (VI)	Total nos. shares held (VII) = (IV)+(V)+(VI)	Shareholding as a % of total no. of shares (calculated as per SCRR, 1957) (VIII)	Number of Voting Rights held in each class of securities (IX)			No. of Shares Underlying Outstanding convertible securities (including Warrants) (X)	Shareholding, as a % assuming full conversion of convertible securities (as a percentage of diluted share capital) (XI) = (VII)+(X)	Number of Locked in shares (XII)		Number of Shares pledged or otherwise encumbered (XIII)		Number of equity shares held in dematerialized form (XIV)	
						As a % of (A+B+C2)	Class	Class	Total	Total as a % of (A+B+)	No. (a)	As a % of total Share	No. (a)	As a % of total Share				




								eg: X	eg:y		C)		(A+B+C2)		es held (b)		s held (b)	
A	Promoter & Promoter Group	7	6742148	0	0	6742148	56.33	6742148	0	6742148	56.33	0	56.33	0	0	0	0	6742148
B	Public	18376	5227852	0	0	5227852	43.67	5227852	0	5227852	43.67	0	43.67	0	0			5227850
C	Non Promoter- Non Public	0	0	0	0	0		0	0	0	0	0		0	0			0
C1	Shares underlying DRs	0	0	0	0	0		0	0	0	0	0		0	0			0
C2	Shares held by Employee Trusts	0	0	0	0	0	0	0	0	0	0	0	0	0	0			0
	Total	18383	11970000	0	0	11970000	100	11970000	0	11970000	100	0	100	0	0	0	0	11969998




Table II - Statement showing shareholding pattern of the Promoter and Promoter Group

Category & Name of the Shareholders (i)	PAN (ii)	No. of share holder (iii)	No. of fully paid up equity shares held (iv)	Partly paid-up equity shares held (v)	Nos. of shares underlying Depository Receipts (vi)	Total nos. shares held (VII = IV+V+VI)	Shareholding % calculated as per SCRR, 1957 (VIII)	Number of Voting Rights held in each class of securities (IX)			No. of Shares Underlying Outstanding convertible securities (including Warrants) (X)	Shareholding, as a % assuming full conversion of convertible securities (XI) = (VII)+(X) as a % of A+B+C2	Number of Locked in shares (XII)		Number of Shares pledged or otherwise encumbered (XIII)		Number of equity shares held in dematerialized form (XIV)	
								No of Voting Rights					Total as a % of Total Voting rights	No. (a)	As a % of total Shares held (b)	No. (a)		As a % of total shares held (b)
								Class X	Class Y	Total								
Indian		0	0	0	0	0	0	0	0	0	0	0	0	0	0	0	0	
Individuals/Hindu undivided Family		7	6742148	0	0	6742148	56.33	6742148	0	6742148	56.33	0	56.33	0	0	0	0	6742148
HIRENKUMAR RASIKLAL SHAH	APNP S6881 B	1	3071824	0	0	3071824	25.66	3071824	0	3071824	25.66	0	25.66	0	0	0	0	3071824
ASHISH RASIKLAL SHAH	ATLP S9242 E	1	3071824	0	0	3071824	25.66	3071824	0	3071824	25.66	0	25.66	0	0	0	0	3071824
RANJANBEN RASIKLAL SHAH	APM PS39 36A	1	119700	0	0	119700	1	119700	0	119700	1	0	1	0	0	0	0	119700
RASIKLAL HATHICHAND SHAH	APPP S1419 F	1	119700	0	0	119700	1	119700	0	119700	1	0	1	0	0	0	0	119700
ARCHANA ROHIT SHAH	APPP S1421 M	1	119700	0	0	119700	1	119700	0	119700	1	0	1	0	0	0	0	119700
SHITAL	ASCP	1	119700	0	0	119700	1	119700	0	119700	1	0	1	0	0	0	0	119700




	CHINTAN SHAH	S3212 L		0				0		700									
	ARPANA VIPUL VEJANI	AWP PS91 55H	1	11970 0	0	0	119700	1	11970 0	0	119 700	1	0	1	0	0	0	0	119700
b	Central Government/ State Government(s)		0	0	0	0	0	0	0	0	0	0	0	0	0	0	0	0	0
c	Financial Institutions/ Banks		0	0	0	0	0	0	0	0	0	0	0	0	0	0	0	0	0
d	Any Other (specify)		0	0	0	0	0	0	0	0	0	0	0	0	0	0	0	0	0
	Sub-Total (A)(1)		7	67421 48	0	0	674214 8	56.33	67421 48	0	674 214 8	56.33	0	56.33	0	0	0	0	6742148
2	Foreign		0	0	0	0	0	0	0	0	0	0	0	0	0	0	0	0	0
a	Individuals (Non- Resident Individuals/ Foreign Individuals)		0	0	0	0	0	0	0	0	0	0	0	0	0	0	0	0	0
b	Government		0	0	0	0	0	0	0	0	0	0	0	0	0	0	0	0	0
c	Institutions		0	0	0	0	0	0	0	0	0	0	0	0	0	0	0	0	0
d	Foreign Portfolio Investor		0	0	0	0	0	0	0	0	0	0	0	0	0	0	0	0	0
e	Any Other (specify)		0	0	0	0	0	0	0	0	0	0	0	0	0	0	0	0	0
	Sub-Total (A)(2)		0	0	0	0	0	0	0	0	0	0	0	0	0	0	0	0	0
	Total Shareholding of Promoter		7	67421 48	0	0	674214 8	56.33	67421 48	0	674 214 8	56.33	0	56.33	0	0	0	0	6742148



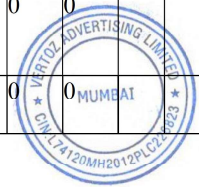
and Promoter Group (A)= (A)(1)+(A)(2)

Table III - Statement showing shareholding pattern of the Public shareholder

Category & Name of the Shareholders (I)	PAN (II)	Nos. of shareholder (III)	No. of fully paid up equity shares held (IV)	Partly paid-up equity shares held (V)	Nos. of shares underlying Depository Receipts (VI)	Total nos. shares held VII = IV+V+VI	Shareholding % calculated as per SCRR, 1957 As a % of (A+B+C2) VIII	Number of Voting Rights held in each class of securities (IX)			No. of Shares Underlying Outstanding convertible securities (including Warrants) (X)	Total shareholding, as a % assuming full conversion of convertible securities (as a percentage of diluted share capital) (XI)	Number of Locked in shares (XII)		Number of Shares pledged or otherwise encumbered (XIII)		Number of equity shares held in dematerialized form (XIV)	
								No of Voting Rights					Total as a % of Total Voting rights	No. (a)	As a % of total Shares held (b)	No. (Not applicable) (a)		As a % of total shares held (Not applicable) (b)
								Class X	Class Y	Total								
l Institutions		0	0	0	0	0	0	0	0	0	0	0	0			0		
a Mutual Funds/		0	0	0	0	0	0	0	0	0	0	0	0			0		
b Venture Capital Funds		0	0	0	0	0	0	0	0	0	0	0	0			0		
c Alternate Investment Funds		0	0	0	0	0	0	0	0	0	0	0	0			0		
d Foreign Venture Capital Investors		0	0	0	0	0	0	0	0	0	0	0	0			0		
e Foreign Portfolio Investors		0	0	0	0	0	0	0	0	0	0	0	0			0		
f Financial Institutions/Banks		0	0	0	0	0	0	0	0	0	0	0	0			0		
g Insurance Companies		0	0	0	0	0	0	0	0	0	0	0	0			0		
h Provident Funds/		0	0	0	0	0	0	0	0	0	0	0	0			0		



	Pension Funds																		
i	Any Other (specify)	0	0	0	0	0	0	0	0	0	0	0	0	0	0	0			0
	Sub-Total (B)(1)	0	0	0	0	0	0	0	0	0	0	0	0	0	0	0			0
2	Central Government/ State Government(s) / President of India	0	0	0	0	0	0	0	0	0	0	0	0	0	0	0			0
	Sub-Total (B)(2)	0	0	0	0	0	0	0	0	0	0	0	0	0	0	0			0
3	Non-institutions	0	0	0	0	0	0	0	0	0	0	0	0	0	0	0			0
a	Individuals -	18095	4635392	0	0	4635392	38.72	4635392	0	4635392	38.72	0	38.72	0	0			4635390	
i	Individual shareholders holding nominal share capital up to Rs. 2 lakhs.	18088	4323949	0	0	4323949	36.12	4323949	0	4323949	36.12	0	36.12	0	0			4323947	
ii	Individual shareholders holding nominal share capital in excess of Rs. 2 lakhs.	7	311443	0	0	311443	2.6	311443	0	311443	2.6	0	2.6	0	0			311443	
b	NBFCs registered with RBI	0	0	0	0	0	0	0	0	0	0	0	0	0	0			0	
c	Employee Trusts	0	0	0	0	0	0	0	0	0	0	0	0	0	0			0	



d	Overseas Depositories (holding DRs) (balancing figure)	0	0	0	0	0	0	0	0	0	0	0	0	0	0	0	0
e	Any Other (specify)	281	592460	0	0	592460	4.95	592460	592460	4.95	0	4.95	0	0			592460
	Bodies Corporate	32	343180	0	0	343180	2.87	343180	343180	2.87	0	2.87	0	0			343180
	Clearing member	36	48011	0	0	48011	0.4	48011	48011	0.4	0	0.4	0	0			48011
	Non-Resident Indian (NRI)	146	162541	0	0	162541	1.36	162541	162541	1.36	0	1.36	0	0			162541
	Other	67	38728	0	0	38728	0.32	38728	38728	0.32	0	0.32	0	0			38728
	Sub-Total (B)(3)	18376	522785	0	0	522785	43.67	522785	522785	43.67	0	43.67	0	0			522785
	Total Public Shareholding (B)= (B)(1)+(B)(2)+(B)(3)	18376	522785	0	0	522785	43.67	522785	522785	43.67	0	43.67	0	0			522785



Table IV - Statement showing shareholding pattern of the Non Promoter- Non Public shareholder

Category & Name of the Shareholders (i)	PAN (ii)	No. of shareholder (iii)	No. of fully paid up equity shares held (iv)	Partly paid-up equity shares held (v)	Nos. of shares underlying Depository Receipts (vi)	Total no. shares held (VII = IV+V+VI)	Shareholding % calculate d as per SCRR, 1957 As a % of (A+B+C2) (viii)	Number of Voting Rights held in each class of securities (ix)			No. of Shares Underlying Outstanding convertible securities (including Warrants) (x)	Total shareholdin g, as a % assuming full conversion of convertible securities (as a percentage of diluted share capital) (xi)	Number of Locked In shares (xii)		Number of Shares pledged or otherwise encumbered (xiii)		Number of equity shares held in dematerialized form (xiv) (Not Applicable)	
								No of Voting Rights					Total as a % of Total Voting rights	No.	As a % of total Shares held	No. (Not applicable)		As a % of total shares held (Not applicable)
								Class X	Class Y	Total								
1	Custodian/DR Holder	0	0	0	0	0		0	0	0	0	0	0			0		
2	Employee Benefit Trust (under SEBI (Share based Employee Benefit) Regulations, 2014)	0	0	0	0	0		0	0	0	0	0	0				0	
	Total Non-Promoter-Non Public Shareholding (C)= (C)(1)+(C)(2)	0	0	0	0	0		0	0	0	0	0	0				0	

Table V - Statement showing shareholding pattern of the Significant Beneficiary Owner (SBO)

Name	PAN	Passport No. in case of a foreign national	Nationality	Details of holding/ exercise of right of the SBO in the reporting company, whether direct or indirect*				Exercise of significant influence	Date of creation / acquisition of significant beneficial interest
				Shares	Voting rights	Rights on distributable dividend or any other distribution	Exercise of control		




Table II- Unclaim Details

Details of Shares which remain unclaimed may be given here along with details such as number of shareholders, outstanding shares held in demat/unclaimed suspense account, voting rights which are frozen etc.	
No. of shareholders	No of share held

Table III- Unclaim Details

Details of Shares which remain unclaimed may be given here along with details such as number of shareholders, outstanding shares held in demat/unclaimed suspense account, voting rights which are frozen etc.	
No. of shareholders	No of share held

Table III- Person in Concert

Details of the shareholders acting as persons in Concert including their Shareholding			
Name of shareholder	Name of PAC	No. of share	Holding %

For VERTOZ ADVERTISING LIMITED

Zill Shah
DIRECTOR / AUTHORIZED SIGNATORY

